

R O O M F I N I S H S C H E D U L E

ROOM NAME	NET FL. AREA	CEILING				WALLS												BASE			FLOOR			TRIM PAINT		REMARKS									
		CLG. HT.	MATERIAL	MFG.	COLOR	NORTH			SOUTH			EAST			WEST			MATERIAL	MFG.	COLOR	SUBSTRATE	MATERIAL	MFG.	COLOR	MFG.		COLOR								
						MATERIAL	MFG.	COLOR	MATERIAL	MFG.	COLOR	MATERIAL	MFG.	COLOR	MATERIAL	MFG.	COLOR																		
EXTERIOR ENTRANCE LANDING		SKY																		EXIST. CONC.	NONE							PAINT EXTERIOR DOOR							
EXTERIOR REAR EXIT LANDING		SKY				NO WORK EXCEPT IF IN COORDINATION WITH OTHER TRADES																													
EXTERIOR: PLATFORM		16 FT. TO DECK	ROOF STRUCT.	NO WORK																															
EXTERIOR: DOCK 1		16 FT. TO DECK	ROOF STRUCT.	NO WORK																								SEE PLAN DRAWING FOR LOCATION AND HEIGHTS OF PLYWOOD WAINSCOTES							
EXTERIOR: DOCK 2		16 FT. TO DECK	ROOF STRUCT.	NO WORK																															
LOBBY		9'-6" +/-	2x4 CLG. TILE	ARMSTRONG	STD. WHITE "FISSURED"	GYP.BD. OVER PLYWOOD	PAINT: ACRYLIC	STD. WHITE "EGG SHELL"	GYP.BD. OVER PLYWOOD	PAINT: ACRYLIC	STD. WHITE "EGG SHELL"	GYP.BD. OVER PLYWOOD	PAINT: ACRYLIC	ACCENT COLOR, "EGG SHELL"	4" VINYL STRAIGHT	ARMSTRONG OR EQ	DARK GREEN			SPECIAL COATING	LAM WB-25	MEDIUM GREY	PAINT ACRYLIC	MATCH BASE COLOR			ACCENT COLOR ON WEST GYP ONLT, PAINT BLOCK WHITE								
P.O.S. REGISTER		8'-6" +/-	2x4 CLG. TILE	ARMSTRONG	STD. WHITE "FISSURED"	GYP.BD.	PAINT: ACRYLIC	STD. WHITE "EGG SHELL"	GYP.BD.	do	ACCENT COLOR, "EGG SHELL"	GYP.BD.	do	do	4" VINYL STRAIGHT					CARPET SQUARES	ARMSTRONG OR EQ	CONFETTI													
TRANSACTION CORRIDOR		8'-6" +/-	do	do	do	GYP.BD.	PAINT: ACRYLIC	STD. WHITE "EGG SHELL"	do	do	ACCENT COLOR, "EGG SHELL"	do	do	do	4" VINYL COVE					V.C.T.		CHECKERBD.													
MANAGER		8'-6" +/-	do	do	do	GYP.BD.	PAINT: ACRYLIC	STD. WHITE "EGG SHELL"	do	do	ACCENT COLOR, "EGG SHELL"	do	do	do	4" VINYL STRAIGHT					CARPET SQUARES		CONFETTI													
ORDER TAKING		8'-6" +/-	do	do	do	GYP.BD.	PAINT: ACRYLIC	ACCENT COLOR, "EGG SHELL"	do	do	STD. WHITE "EGG SHELL"	do	do	do	4" VINYL STRAIGHT					CARPET SQUARES		do													
BREAK ROOM		8'-6" +/-	do	do	do	GYP.BD.	PAINT: ACRYLIC	STD. WHITE "EGG SHELL"	do	do	ACCENT COLOR, "EGG SHELL"	do	do	do	4" VINYL COVE					V.C.T.		CHECKERBD.													
MEN'S 1		8 FT.	GYP. BD.	PAINT: ACRYLIC	STD. WHITE, SEMI-GLOSS	GYP.BD.	PAINT: ACRYLIC	STD. WHITE, SEMI-GLOSS	GYP.BD.	PAINT: ACRYLIC	"GREEN" GYP.BD.	PAINT: ACRYLIC	STD. WHITE, SEMI-GLOSS	"GREEN" GYP.BD.	PAINT: ACRYLIC	STD. WHITE, SEMI-GLOSS	"GREEN" GYP.BD.	PAINT: ACRYLIC	STD. WHITE, SEMI-GLOSS	4" VINYL COVE		CHECKERBD.					INSTALL BLOCKING FOR NEW OR RE-USED ADA ACCESSORIES AND APPLIANCES								
WOMEN'S 1		8 FT.	GYP. BD.	PAINT: ACRYLIC	STD. WHITE, SEMI-GLOSS	GYP.BD.	PAINT: ACRYLIC	STD. WHITE, SEMI-GLOSS	GYP.BD.	PAINT: ACRYLIC	"GREEN" GYP.BD.	PAINT: ACRYLIC	STD. WHITE, SEMI-GLOSS	"GREEN" GYP.BD.	PAINT: ACRYLIC	STD. WHITE, SEMI-GLOSS	"GREEN" GYP.BD.	PAINT: ACRYLIC	STD. WHITE, SEMI-GLOSS	4" VINYL COVE		CHECKERBD.					INSTALL BLOCKING FOR NEW OR RE-USED ADA ACCESSORIES AND APPLIANCES								
SERVICE CLOSET		16 FT. TO DECK	ROOF STRUCT.	NO CLG.		GYP.BD.	PAINT: ACRYLIC	STD. WHITE, "EGG SHELL"	CONTINUE FINISHES																										
MOP SINK NITCH		16 FT. TO DECK	GYP. BD.	NO CLG.																	SPECIAL COATING							USE THE SEMI GLOSS PAINT FROM SINK TO NEXT "CORNERS"							
EXIST. MEN'S 2		8 FT.	2x4 CLG. TILE	ARMSTRONG	STD. WHITE "FISSURED"	GYP.BD.	PAINT: ACRYLIC	STD. WHITE, SEMI-GLOSS	GYP.BD.	PAINT: ACRYLIC	STD. WHITE, SEMI-GLOSS	GYP.BD.	PAINT: ACRYLIC	STD. WHITE, SEMI-GLOSS	GYP.BD.	PAINT: ACRYLIC	STD. WHITE, SEMI-GLOSS	GYP.BD.	PAINT: ACRYLIC	STD. WHITE, SEMI-GLOSS	4" VINYL COVE						INSTALL BLOCKING FOR NEW OR RE-USED ADA ACCESSORIES AND APPLIANCES								
EXIST. WOMEN'S 2		8 FT.	do	do	do																						INSTALL BLOCKING FOR NEW OR RE-USED ADA ACCESSORIES AND APPLIANCES								
WAREHOUSE		16 FT. TO DECK	ROOF STRUCT.	NO CHANGE TO EXIST.		EXIST. PTD. BLK.	PAINT: ACRYLIC	STD. WHITE, "FLAT"	EXIST. PTD. BLK.	PAINT: ACRYLIC	STD. WHITE, "FLAT"	EXIST. PTD. BLK.	PAINT: ACRYLIC	STD. WHITE, "FLAT"	EXIST. PTD. BLK.	PAINT: ACRYLIC	STD. WHITE, "FLAT"	EXIST. PTD. BLK.	PAINT: ACRYLIC	STD. WHITE, "FLAT"	4" VINYL STRAIGHT						ON GYP WALLS ONLY								
ELECT. SPACE		16 FT. TO DECK	ROOF STRUCT.	NO CHANGE TO EXIST.		EXIST. PTD. BLK.	PAINT: ACRYLIC	STD. WHITE, "FLAT"	SAME AS WAREHOUSE																										
BOEKEL COMPRESSORS		16 FT. TO DECK	ROOF STRUCT.	NO CHANGE TO EXIST.																															

REV. #	DATE	DESCRIPTION
03-21-2013	03-21-2013	START UP
05-02-2013	05-02-2013	PROGRESS REVIEW
06-03-2013	06-03-2013	FOR PERMIT REVIEW
06-13-2013	06-13-2013	PERMIT UPDATES

PLANS NOT VALID FOR PERMITS UNLESS SIGNED IN "RED" & IMPRESSED w/ SEAL

Creative Design Associates, Inc.
 ARCHITECTURE INTERIORS SITE & SPACE PLANNING
 350 Callowhill Road
 Chalfont, PA 18914-1521
 Lic. # PA0808011X
 215-672-1155
 www.ArchitectVision.com

E. R. B. & SONS, Inc.
 General Contracting & Building
 Lic. # PA083366
 1117 Eagle Road
 Huntingdon Valley, PA 19008
 Voice: 267-228-7451

855 Pennsylvania Blvd.
 "UNIT B" TENANT FIT-OUT
 Township of Lower Southampton, Bucks County, PA

Sheet No. **8**
 Comm. No. 2013-2967 of 9

PRODUCT SUBSTITUTIONS
 NAMED PRODUCT IS TENANT SPECIFIC. FOR TENANT TO SIGN OFF ON "SUBSTITUTIONS" IT IS RESPONSIBILITY OF CONTRACTOR TO PROVE IT IS AN EQUAL PRODUCT. SUBMISSION MUST INCLUDE THE NAMED PRODUCT SPECIFICATIONS AND ACTUAL NAMED PRODUCT SAMPLE, AS WELL AS SPECIFICATIONS AND SAMPLES OF PROPOSED. ALLOW TIME FOR THIS PROCESS.

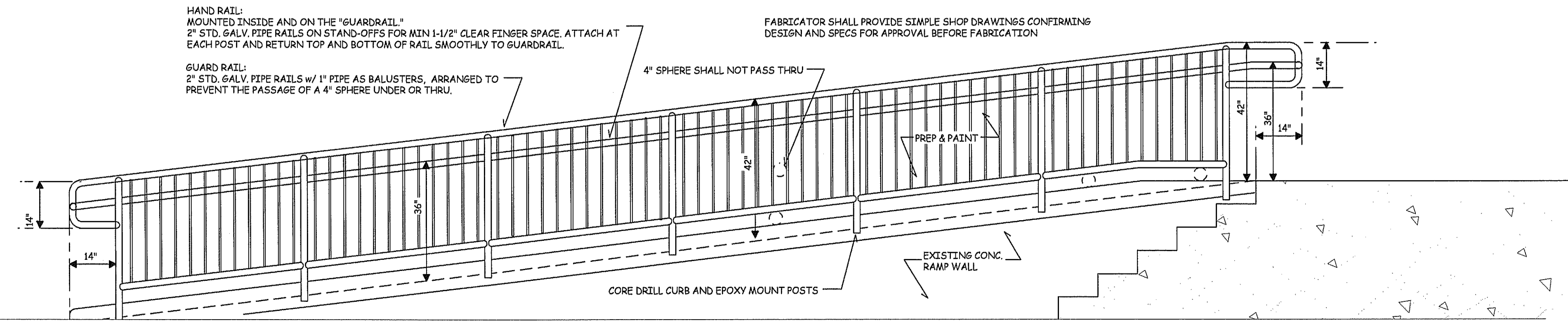
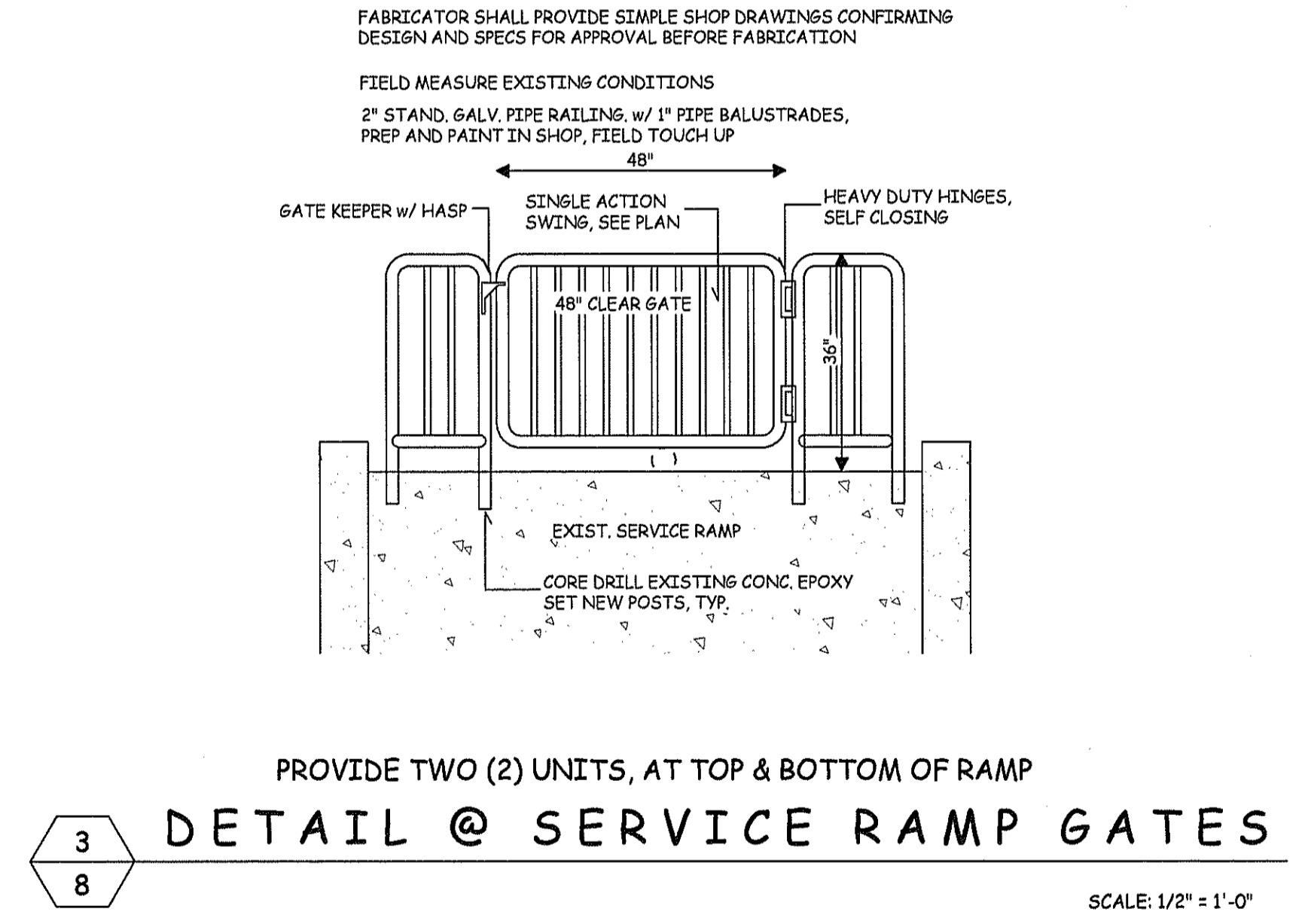
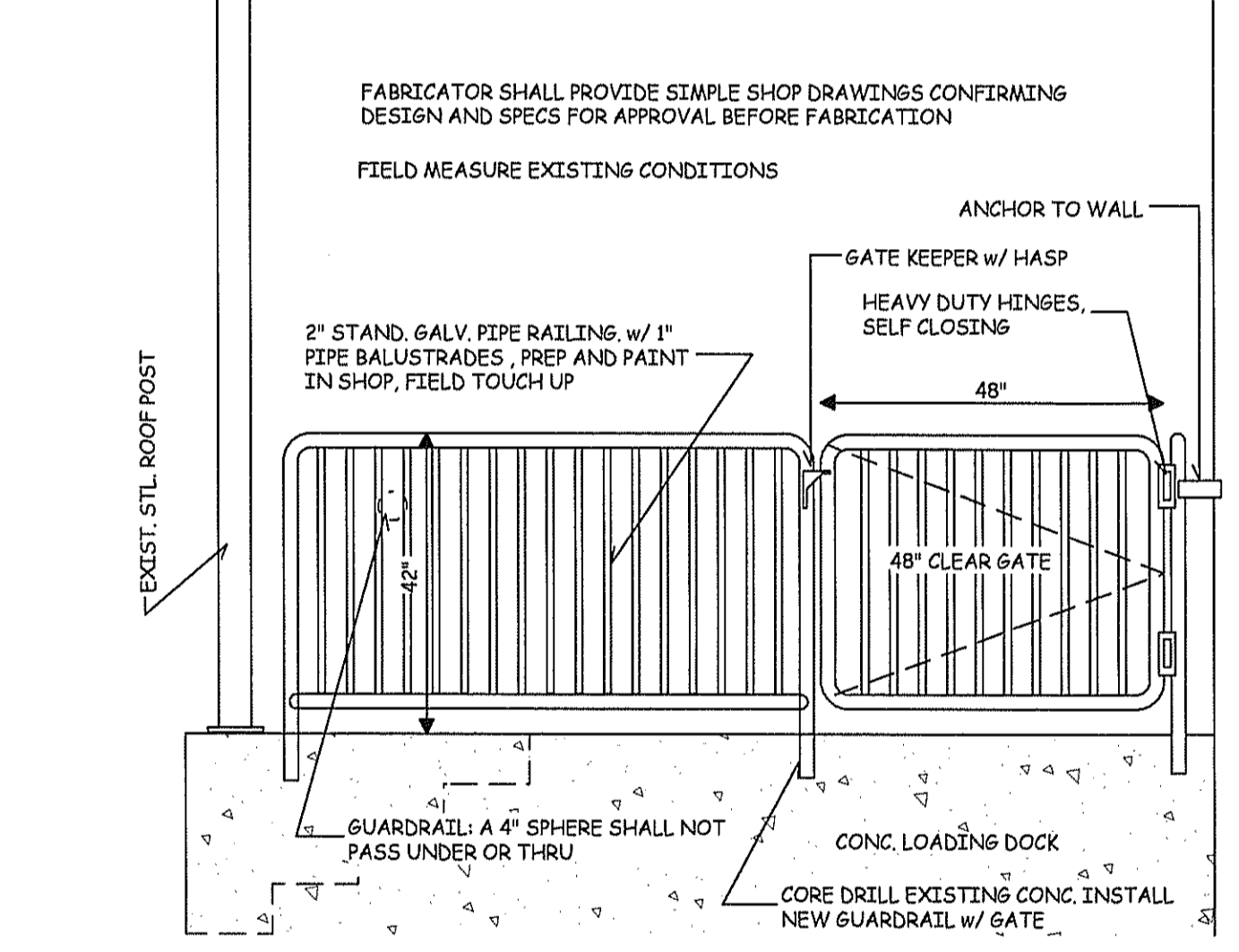
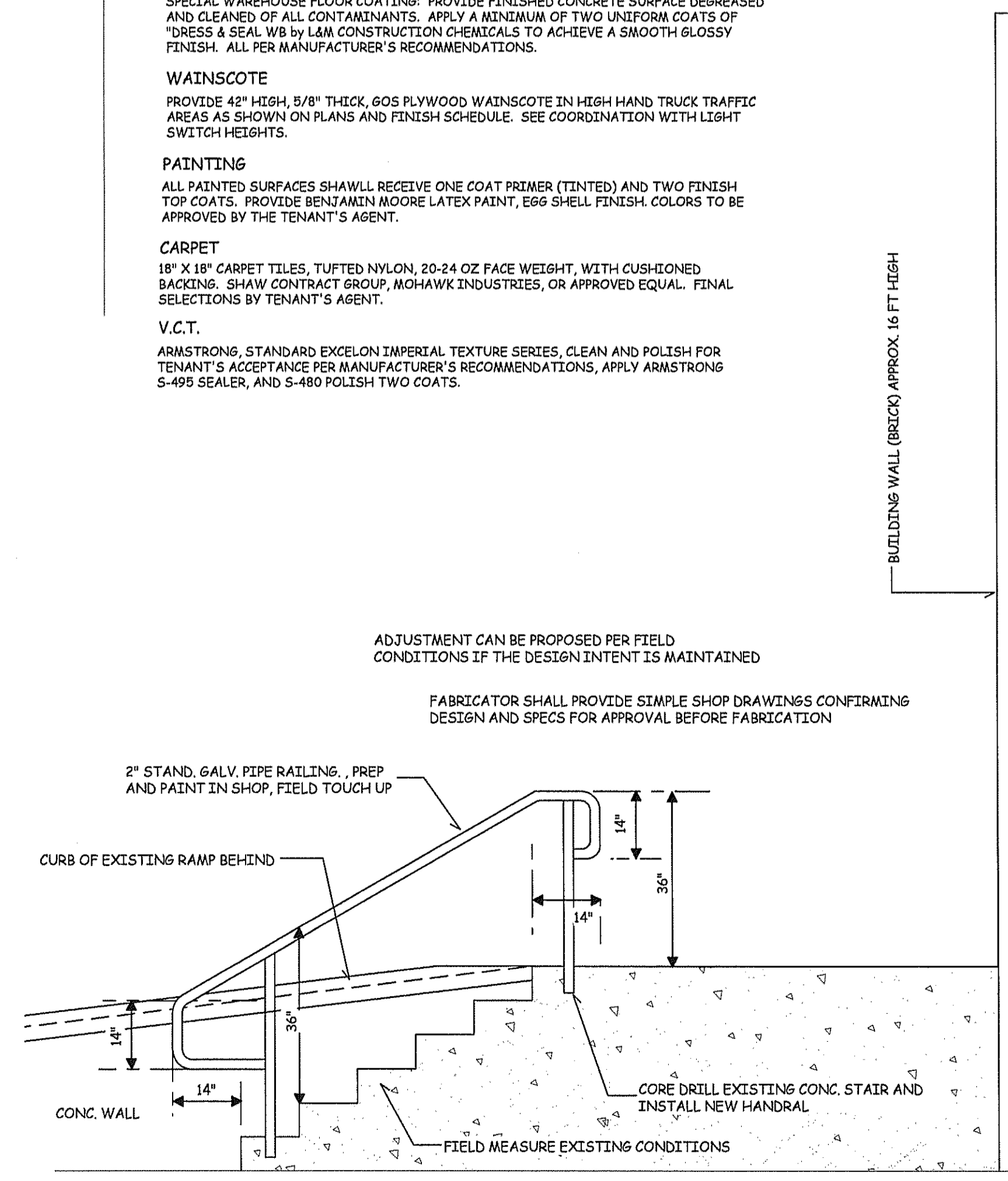
SPECIALTY COATING
 SPECIAL WAREHOUSE FLOOR COATING: PROVIDE FINISHED CONCRETE SURFACE DEGREASED AND CLEANED OF ALL CONTAMINANTS. APPLY A MINIMUM OF TWO UNIFORM COATS OF "DRESS & SEAL WB BY L&M CONSTRUCTION CHEMICALS TO ACHIEVE A SMOOTH GLOSSY FINISH. ALL PER MANUFACTURER'S RECOMMENDATIONS.

WAINSCOTE
 PROVIDE 42" HIGH, 5/8" THICK, 60S PLYWOOD WAINSCOTE IN HIGH HAND TRUCK TRAFFIC AREAS AS SHOWN ON PLANS AND FINISH SCHEDULE. SEE COORDINATION WITH LIGHT SWITCH HEIGHTS.

PAINTING
 ALL PAINTED SURFACES SHALL RECEIVE ONE COAT PRIMER (TINTED) AND TWO FINISH TOP COATS. PROVIDE BENJAMIN MOORE LATEX PAINT, EGG SHELL FINISH. COLORS TO BE APPROVED BY THE TENANT'S AGENT.

CARPET
 18" X 18" CARPET TILES, TUFTED NYLON, 30-24 OZ FACE WEIGHT, WITH CUSHIONED BACKING. SHAW CONTRACT GROUP, MOHAWK INDUSTRIES, OR APPROVED EQUAL. FINAL SELECTIONS BY TENANT'S AGENT.

V.C.T.
 ARMSTRONG, STANDARD EXCELON IMPERIAL TEXTURE SERIES, CLEAN AND POLISH FOR TENANT'S ACCEPTANCE PER MANUFACTURER'S RECOMMENDATIONS, APPLY ARMSTRONG S-499 SEALER, AND S-480 POLISH TWO COATS.



DETAIL @ STAIR RAIL
 SCALE: 1/2" = 1'-0"

DETAIL @ GUARDRAIL w/ HANDRAIL
 SCALE: 1/2" = 1'-0"